

Multi model
application
Air Conditioning
Technical Data
3MXM-N8



3MXM40N2V1B8
3MXM52N2V1B8

Table of contents

3MXM-N8

1	Features	4
	3MXM-N8	4
2	Specifications	5
3	Electrical data	7
4	Combination table	8
5	Capacity tables	12
	Capacity Table Legend	12
6	Dimensional drawings	13
7	Centre of gravity	14
8	Piping diagrams	15
9	Wiring diagrams	16
	Wiring Diagrams - Single Phase	16
10	Sound data	17
	Sound Pressure Spectrum	17
11	Operation range	18

1 Features

1 - 1 3MXM-N8

- › Seasonal efficiency values up to A+++ in cooling and A++ in heating thanks to its up-to-date technology and built-in intelligence
- › Up to 3 indoor units can be connected to 1 multi outdoor unit; all indoor units are individually controllable and do not need to be installed in the same room or at the same time. They operate simultaneously within the same heating or cooling mode.
- › Choosing for an R-32 product, reduces the environmental impact with 68% compared to R-410A and leads directly to lower energy consumption thanks to its high energy efficiency
- › Different types of indoor units can be connected: e.g. wall mounted, ceiling mounted cassette corner, concealed ceiling unit
- › Outdoor units are fitted with a swing compressor, renowned for its low noise and high energy efficiency



Inverter

2 Specifications

1 - 1 3MXM-N8

Technical specifications					3MXM40N8	3MXM52N8
Casing	Colour				Ivory white	
Dimensions	Unit	Height		mm	734	
		Width		mm	974	
		Depth		mm	401	
	Packed unit	Height		mm	820	
		Width		mm	1,050	
Depth		mm	480			
Weight	Unit		kg	57.0		
	Packed unit		kg	61.0		
Heat exchanger	Length		mm	920		
	Rows	Quantity		2		
	Fin pitch		mm	1.40		
	Stages	Quantity		32		
	Passes	Quantity		6.4		
	Tube type		Hi-XA			
	Tube diameter		mm	8		
	Fin	Type		WHS8 FIN-HYDROPHILIC		
		Treatment		Anti-corrosion treatment		
Fan	Type				Propeller	
	Air flow rate	Cooling	High	m ³ /min	42.0	
				cfm	1,483	
			Nom.	m ³ /min	42.0	
			cfm	1,483		
		Silent operation	m ³ /min	24.0		
			cfm	847		
	Heating		High	m ³ /min	41.0	
		cfm		1,447		
		Nom.	m ³ /min	41.0		
		cfm	1,447			
	Silent operation	m ³ /min	24.0			
cfm		847				
Fan motor	Quantity				1	
	Model				D55F-31	
	Output				55	
	Speed	Cooling	High	rpm	700	
Medium			rpm	700		
Fan motor	Speed	Cooling	Super low	rpm	420	
			High	rpm	680	
		Super low	rpm	420		
	Medium	rpm	680			
		Quantity				1
Compressor	Model				2YC40JXD#C	
	Oil Amount		cm ³	650		
	Type				Hermetically sealed swing compressor	
	Output				1,300	
	Oil Type				FW68DA	
	Operation range	Cooling	Ambient	Min.	°CDB	-10
Max.				°CDB	46	
Heating		Ambient	Min.	°CDB	-15	
			Max.	°CDB	24	
Sound pressure level	Cooling	Nom.		dba	46.0	
	Heating	Nom.		dba	47.0	
Refrigerant	Type				R-32	
	Charge		kg	1.80		
	Charge		TCO2Eq	1.22		
	GWP		675.0			
Piping connections	Liquid	Quantity		3		
		OD	mm	635		
	Gas	Quantity		1		
		OD	mm	9.50		
	Drain	Quantity		1		
		OD	mm	16		
	Gas 2	Quantity		2		
		OD	mm	12.70		
	Piping length	OU - IU	Min.	m	3 (1)	
			Max.	m	25 (1)	
		System	Chargeless	m	30	
	Additional refrigerant charge		kg/m	0.02 (for piping length exceeding 30m)		
	Level difference	IU - OU	Max.	m	15.0	
		IU - IU	7.5			
	Total piping length	System	Actual	m	50 (2)	

2 Specifications

1 - 1 3MXM-N8

2

Technical specifications		3MXM40N8	3MXM52N8
Capacity control	Method	Variable (inverter)	

Standard accessories: Installation manual; Quantity: 1;

Standard accessories: Screw bag; Quantity: 1;

Standard accessories: Drain plug; Quantity: 1;

Standard accessories: Reducer assembly; Quantity: 1;

Standard accessories: Drain cap (1); Quantity: 6;

Standard accessories: Drain cap (2); Quantity: 3;

Electrical specifications				3MXM40N8	3MXM52N8
Power supply	Phase			1~	
	Frequency	Hz		50	
	Voltage	V		220-240	
Wiring connections	For power supply	Quantity		3	
		Remark		Earth wire included	
	For connection with indoor	Quantity		4	
		Remark		Earth wire included	

(1)For one room |

(2)For combination with CVXM-A, FVXM-A - maximum piping length is 30m. |

See separate drawing for operation range |

See separate drawing for electrical data |

Contains fluorinated greenhouse gases

3 Electrical data

3 - 1 Electrical Data

3MXM-N8											
Outdoor unit	Power supply			·RA· indoor units (·10·% safety factor)		Other indoor units (·10·% safety factor)		COMP		OFM	
				See note ·5·		MCA	MFA				
Model name	Hz	Voltage	Voltage range	MCA	MFA	MCA	MFA	RHz	RLA	kW	FLA
2MXM68N2V1B	50	220	MAX. 50Hz 264V MIN. 50Hz 198V	16,94	20	19,80	20	-	7,8	0,056	0,37
	50	230							7,5		
	50	240							8,7		
3MXM40N2V1B9	50	220	MAX. 50Hz 264V MIN. 50Hz 198V	14,31	16	15,97	16	-	2,9	0,056	0,37
	50	230							3,0		
	50	240							3,1		
3MXM52N2V1B9	50	220	MAX. 50Hz 264V MIN. 50Hz 198V	14,59	20	16,27	20	-	4,5	0,056	0,37
	50	230							4,7		
	50	240							4,9		
3MXM68N2V1B9	50	220	MAX. 50Hz 264V MIN. 50Hz 198V	17,19	20	19,81	20	-	8,0	0,056	0,37
	50	230							8,4		
	50	240							8,7		
4MXM68N2V1B9	50	220	MAX. 50Hz 264V MIN. 50Hz 198V	17,36	20	19,81	20	-	7,0	0,056	0,37
	50	230							7,3		
	50	240							7,6		
4MXM80N2V1B9	50	220	MAX. 50Hz 264V MIN. 50Hz 198V	17,04	25	20,36	25	-	8,5	0,075	0,50
	50	230							8,9		
	50	240							9,3		
5MXM90N2V1B9	50	220	MAX. 50Hz 264V MIN. 50Hz 198V	21,70	32	25,88	32	-	9,2	0,075	0,50
	50	230							9,6		
	50	240							10,0		
3AMXM52N2V1B9	50	220	MAX. 50Hz 264V MIN. 50Hz 198V	18,19	20	16,27	20	-	4,5	0,056	0,37
	50	230							4,7		
	50	240							4,9		
3MXF52A2V1B9	50	220	MAX. 50Hz 264V MIN. 50Hz 198V	14,59	20	16,27	20	-	4,5	0,056	0,37
	50	230							4,7		
	50	240							4,9		
3AMXF52A2V1B9	50	220	MAX. 50Hz 264V MIN. 50Hz 198V	14,59	20	16,27	20	-	4,5	0,056	0,37
	50	230							4,7		
	50	240							4,9		
3MXF68A2V1B9	50	220	MAX. 50Hz 264V MIN. 50Hz 198V	17,19	20	19,81	20	-	8,0	0,056	0,37
	50	230							8,4		
	50	240							8,7		
3MXM40N2V1B8	50	220	MAX. 50Hz 264V MIN. 50Hz 198V	14,31	16	15,97	16	-	2,9	0,056	0,37
	50	230							3,0		
	50	240							3,1		
3MXM52N2V1B8	50	220	MAX. 50Hz 264V MIN. 50Hz 198V	14,59	20	16,27	20	-	4,5	0,056	0,37
	50	230							4,7		
	50	240							4,9		

Notes

- The ·RLA· is based on the following conditions.
Outdoor temperature ·35·°C DB
Indoor temperature ·27·°C DB / ·19·°C WB
- Select the wire size according to the MCA.
- The maximum allowable voltage that is unbalanced between phases is ·2·%.
- Use a circuit breaker instead of a fuse.
- Only for wall-mounted ·FVXM· units

Symbols

- MCA: Minimum Circuit Ampere [A]
MFA: Maximum Fuse Ampere [A]
RLA: Rated load amps [A]
OFM: Outdoor fan motor
MSC: Maximum starting current
FLA: Full Load Ampere [A]
kW: Fan motor rated output [kW]

3D129421B

4 Combination table

4 - 1 Combination Table

4

3MXM40N8

Cooling ·(50Hz 230V)·

Outdoor unit	Indoor unit	Cooling capacity [kW]			Total capacity [kW]			Power input [kW]			Total current [A]			Power factor [%]
		Room ·A·	Room ·B·	Room ·C·	Minimum	Nominal	Maximum	Minimum	Nominal	Maximum	Minimum	Nominal	Maximum	
3MXM40M2V1B 3MXM40M3V1B 3MXM40N2V1B 3MXM40N2V1B9 3MXM40N2V1B8	1,50	1,50	---	---	1,40	1,50	2,20	0,32	0,35	0,46	1,52	1,63	2,2	91
	2,00	2,00	---	---	1,40	2,00	2,90	0,32	0,48	0,71	1,52	2,28	3,4	91
	2,50	2,50	---	---	1,40	2,50	3,10	0,32	0,64	0,82	1,52	3,05	3,9	91
	3,50	3,50	---	---	1,40	3,50	4,10	0,32	0,98	1,19	1,52	4,68	5,7	91
	1.5+1.5	1,50	1,50	---	1,60	3,00	4,20	0,34	0,59	1,14	1,63	2,82	5,44	91
	1.5+2.0	1,50	2,00	---	1,60	3,50	4,20	0,34	0,71	1,12	1,63	3,40	5,33	91
	1.5+2.5	1,50	2,50	---	1,60	4,00	4,20	0,34	0,86	1,10	1,63	4,11	5,33	91
	1.5+3.5	1,20	2,80	---	1,60	4,00	4,20	0,34	0,85	1,08	1,63	4,07	5,33	91
	2.0+2.0	2,00	2,00	---	1,60	4,00	4,50	0,34	0,84	1,09	1,63	4,02	5,22	91
	2.0+2.5	1,78	2,22	---	1,60	4,00	4,50	0,34	0,83	1,07	1,63	3,97	5,22	91
	2.0+3.5	1,45	2,55	---	1,60	4,00	4,50	0,34	0,83	1,03	1,63	3,97	5,22	91
	2.5+2.5	2,00	2,00	---	1,60	4,00	4,50	0,34	0,83	1,05	1,63	3,97	5,22	91
	2.5+3.5	1,67	2,33	---	1,60	4,00	4,50	0,34	0,82	1,01	1,63	3,92	5,22	91
	3.5+3.5	2,00	2,00	---	1,60	4,00	4,50	0,34	0,82	0,99	1,63	3,92	5,11	91
	1.5+1.5+1.5	1,33	1,33	1,33	1,70	4,00	4,60	0,36	0,78	0,98	1,74	3,73	4,68	91
	1.5+1.5+2.0	1,20	1,20	1,60	1,70	4,00	4,60	0,36	0,77	0,96	1,74	3,68	4,68	91
	1.5+1.5+2.5	1,09	1,09	1,82	1,70	4,00	4,60	0,36	0,77	0,94	1,74	3,68	4,68	91
	1.5+1.5+3.5	0,92	0,92	2,15	1,70	4,00	4,60	0,36	0,76	0,90	1,74	3,64	4,68	91
	1.5+2.0+2.0	1,09	1,45	1,45	1,70	4,00	4,60	0,36	0,77	0,92	1,74	3,68	4,68	91
	1.5+2.0+2.5	1,00	1,33	1,67	1,70	4,00	4,60	0,36	0,76	0,91	1,74	3,64	4,68	91
1.5+2.0+3.5	0,86	1,14	2,00	1,70	4,00	4,60	0,36	0,76	0,89	1,74	3,64	4,68	91	
1.5+2.5+2.5	0,92	1,54	1,54	1,70	4,00	4,60	0,36	0,76	0,87	1,74	3,64	4,68	91	
2.0+2.0+2.0	1,33	1,33	1,33	1,70	4,00	4,60	0,36	0,76	0,85	1,74	3,64	4,68	91	
2.0+2.0+2.5	1,23	1,23	1,54	1,70	4,00	4,60	0,36	0,76	0,83	1,74	3,64	4,68	91	
2.0+2.5+2.5	1,14	1,43	1,43	1,70	4,00	4,60	0,36	0,75	0,81	1,74	3,59	4,68	91	

Heating ·(50Hz 230V)·

Outdoor unit	Indoor unit	Heating capacity [kW]			Total capacity [kW]			Power input [kW]			Total current [A]			Power factor [%]
		Room ·A·	Room ·B·	Room ·C·	Minimum	Nominal	Maximum	Minimum	Nominal	Maximum	Minimum	Nominal	Maximum	
3MXM40M2V1B 3MXM40M3V1B 3MXM40N2V1B 3MXM40N2V1B9 3MXM40N2V1B8	1,50	2,30	---	---	1,10	2,30	3,30	0,30	0,60	0,82	1,38	2,77	3,83	93
	2,00	2,70	---	---	1,10	2,70	3,70	0,30	0,76	1,23	1,38	3,51	5,75	93
	2,50	3,40	---	---	1,10	3,40	4,10	0,30	1,01	1,28	1,38	4,68	5,96	93
	3,50	4,20	---	---	1,10	4,20	4,80	0,30	1,42	1,71	1,38	6,60	7,98	93
	1.5+1.5	1,80	1,80	---	1,20	3,60	5,00	0,32	0,69	1,30	1,49	3,23	6,07	93
	1.5+2.0	1,54	2,06	---	1,20	3,60	5,00	0,32	0,69	1,28	1,49	3,23	5,96	93
	1.5+2.5	1,50	2,50	---	1,20	4,00	5,00	0,32	0,86	1,26	1,49	4,03	5,96	93
	1.5+3.5	1,38	3,22	---	1,20	4,60	5,00	0,32	0,98	1,22	1,49	4,59	5,96	93
	2.0+2.0	2,30	2,30	---	1,20	4,60	5,00	0,32	0,97	1,25	1,49	4,54	5,85	93
	2.0+2.5	2,04	2,56	---	1,20	4,60	5,00	0,32	0,98	1,23	1,49	4,59	5,85	93
	2.0+3.5	1,67	2,93	---	1,20	4,60	5,00	0,32	0,97	1,19	1,49	4,54	5,85	93
	2.5+2.5	2,30	2,30	---	1,20	4,60	5,00	0,32	0,96	1,21	1,49	4,49	5,85	93
	2.5+3.5	1,92	2,68	---	1,20	4,60	5,00	0,32	0,95	1,17	1,49	4,45	5,85	93
	3.5+3.5	2,30	2,30	---	1,20	4,60	5,00	0,32	0,94	1,15	1,49	4,40	5,75	93
	1.5+1.5+1.5	1,53	1,53	1,53	1,30	4,60	5,10	0,32	0,89	1,02	1,49	4,17	4,79	93
	1.5+1.5+2.0	1,38	1,38	1,84	1,30	4,60	5,10	0,32	0,89	1,01	1,49	4,17	4,72	93
	1.5+1.5+2.5	1,25	1,25	2,09	1,30	4,60	5,10	0,32	0,89	0,99	1,49	4,17	4,63	93
	1.5+1.5+3.5	1,06	1,06	2,48	1,30	4,60	5,10	0,32	0,88	0,97	1,49	4,12	4,53	93
	1.5+2.0+2.0	1,25	1,67	1,67	1,30	4,60	5,10	0,32	0,88	0,95	1,49	4,12	4,44	93
	1.5+2.0+2.5	1,15	1,53	1,92	1,30	4,60	5,10	0,32	0,87	0,93	1,49	4,07	4,35	93
1.5+2.0+3.5	0,99	1,31	2,30	1,30	4,60	5,10	0,32	0,87	0,91	1,49	4,07	4,25	93	
1.5+2.5+2.5	1,06	1,77	1,77	1,30	4,60	5,10	0,32	0,88	0,87	1,49	4,12	4,07	93	
2.0+2.0+2.0	1,53	1,53	1,53	1,30	4,60	5,10	0,32	0,87	0,89	1,49	4,07	4,16	93	
2.0+2.0+2.5	1,42	1,42	1,77	1,30	4,60	5,10	0,32	0,87	0,86	1,49	4,07	4,02	93	
2.0+2.5+2.5	1,31	1,64	1,64	1,30	4,60	5,10	0,32	0,86	0,84	1,49	4,03	3,93	93	

Notes

- The total capacity of each connected indoor unit is up to ·7.0-kW.
- The values above are for connecting with the following indoor unit types:
·1.5, 2.0, 2.5, 3.5· kW class
Wall-mounted ·FTXM-M, FTXM-N, FTXM-R, CTXM-M, CTXM-N, CTXM-R· series
- Heating capacity conditions
Indoor temperature ·20·°C DB
Outdoor temperature ·7·°C DB / ·6·°C WB
- Cooling capacity conditions
Indoor temperature ·27·°C DB / ·19·°C WB
Outdoor temperature ·35·°C DB
- For additional information on the connection of the DHW generator for Multi and the Hybrid for Multi, see ·3D106169·.

3D105370D

4 Combination table

4 - 1 Combination Table

3MXM52N8

Cooling (50Hz 230V)

Outdoor unit	Indoor unit	Cooling capacity [kW]			Total capacity [kW]			Power input [kW]			Total current [A]			Power factor [%]
		Room ·A·	Room ·B·	Room ·C·	Min.	Nom.	Max.	Min.	Nom.	Max.	Min.	Nom.	Max.	
3MXM52N2V1B 3MXM52N2V1B9 3MXM52N2V1B8	1,50	1,50	---	---	1,40	1,50	2,40	0,34	0,36	0,63	1,50	1,62	2,86	96,00
	2,00	2,00	---	---	1,60	2,00	3,00	0,36	0,48	0,78	1,60	2,17	3,51	96,00
	2,50	2,50	---	---	1,60	2,50	3,20	0,36	0,64	0,87	1,62	2,89	3,92	96,00
	3,50	3,50	---	---	1,60	3,50	4,20	0,37	0,98	1,30	1,63	4,43	5,88	96,00
	4,20	4,20	---	---	1,60	4,20	4,60	0,37	1,21	1,49	1,63	5,47	6,70	96,00
	5,00	---	5,00	---	1,60	5,00	5,40	0,35	1,76	2,03	1,55	7,94	9,18	96,00
	1.5+1.5	1,50	1,50	---	1,70	3,00	4,70	0,35	0,55	1,32	1,55	2,50	5,98	96,00
	1.5+2.0	1,50	2,00	---	1,70	3,50	4,70	0,35	0,66	1,30	1,55	2,99	5,88	96,00
	1.5+2.5	1,50	2,50	---	1,70	4,00	5,00	0,35	0,78	1,92	1,55	3,54	8,66	96,00
	1.5+3.5	1,50	3,50	---	1,70	5,00	6,00	0,35	1,06	2,17	1,55	4,81	9,80	96,00
	1.5+4.2	1,37	3,83	---	1,70	5,20	6,10	0,35	1,10	2,26	1,55	4,99	10,21	96,00
	1.5+5.0	1,20	4,00	---	1,70	5,20	6,30	0,35	1,10	2,28	1,55	4,99	10,31	96,00
	2.0+2.0	2,00	2,00	---	1,70	4,00	6,00	0,35	0,85	2,25	1,55	3,85	10,16	96,00
	2.0+2.5	2,00	2,50	---	1,70	4,50	6,20	0,35	0,95	2,21	1,55	4,31	9,99	96,00
	2.0+3.5	1,89	3,31	---	1,70	5,20	6,30	0,35	1,10	2,30	1,55	4,99	10,38	96,00
	2.0+4.2	1,68	3,52	---	1,70	5,20	6,30	0,35	1,09	2,25	1,55	4,94	10,18	96,00
	2.0+5.0	1,49	3,71	---	1,70	5,20	6,50	0,35	1,09	2,19	1,55	4,94	9,89	96,00
	2.5+2.5	2,50	2,50	---	1,70	5,00	6,30	0,35	1,04	2,34	1,55	4,72	10,59	96,00
	2.5+3.5	2,17	3,03	---	1,70	5,20	6,30	0,35	1,09	2,28	1,55	4,94	10,31	96,00
	2.5+4.2	1,94	3,26	---	1,70	5,20	6,40	0,35	1,09	2,30	1,55	4,94	10,41	96,00
	2.5+5.0	1,73	3,47	---	1,70	5,20	6,50	0,35	1,06	2,14	1,55	4,81	9,68	96,00
	3.5+3.5	2,60	2,60	---	1,70	5,20	6,40	0,35	1,08	2,28	1,55	4,90	10,31	96,00
	3.5+4.2	2,36	2,84	---	1,70	5,20	6,40	0,35	1,08	2,26	1,55	4,90	10,21	96,00
	3.5+5.0	2,14	3,06	---	1,70	5,20	6,60	0,35	1,06	2,19	1,55	4,81	9,89	96,00
	4.2+4.2	2,60	2,60	---	1,70	5,20	6,50	0,35	1,07	2,24	1,55	4,85	10,11	96,00
	1.5+1.5+1.5	1,50	1,50	1,50	1,80	4,50	6,70	0,37	0,90	2,28	1,65	4,08	10,30	96,00
	1.5+1.5+2.0	1,50	1,50	2,00	1,80	5,00	6,70	0,37	1,06	2,26	1,65	4,81	10,20	96,00
	1.5+1.5+2.5	1,42	1,42	2,36	1,80	5,20	6,70	0,37	1,09	2,23	1,65	4,94	10,10	96,00
	1.5+1.5+3.5	1,20	1,20	2,80	1,90	5,20	6,80	0,37	1,09	2,28	1,65	4,94	10,30	96,00
	1.5+1.5+4.2	1,08	1,08	3,03	1,90	5,20	6,80	0,37	1,08	2,26	1,65	4,90	10,20	96,00
	1.5+1.5+5.0	0,98	0,98	3,25	2,00	5,20	7,10	0,35	1,05	2,17	1,55	4,76	9,80	96,00
	1.5+2.0+2.0	1,42	1,89	1,89	1,80	5,20	6,70	0,37	1,10	2,21	1,65	4,99	10,00	96,00
	1.5+2.0+2.5	1,30	1,73	2,17	1,80	5,20	6,70	0,37	1,09	2,19	1,65	4,94	9,90	96,00
	1.5+2.0+3.5	1,11	1,49	2,60	1,90	5,20	6,80	0,37	1,08	2,23	1,65	4,90	10,10	96,00
	1.5+2.0+4.2	1,01	1,35	2,84	1,90	5,20	6,80	0,37	1,08	2,19	1,65	4,90	9,90	96,00
	1.5+2.0+5.0	0,92	1,22	3,06	2,00	5,20	7,20	0,35	1,04	2,15	1,55	4,72	9,70	96,00
	1.5+2.5+2.5	1,20	2,00	2,00	1,80	5,20	6,70	0,37	1,09	2,17	1,65	4,94	9,80	96,00
	1.5+2.5+3.5	1,04	1,73	2,43	1,90	5,20	6,80	0,37	1,08	2,21	1,65	4,90	10,00	96,00
	1.5+2.5+4.2	0,95	1,59	2,66	1,90	5,20	6,80	0,37	1,07	2,19	1,65	4,85	9,90	96,00
	1.5+2.5+5.0	0,87	1,44	2,89	2,00	5,20	7,30	0,35	1,04	2,17	1,55	4,72	9,80	96,00
	1.5+3.5+3.5	0,92	2,14	2,14	1,80	5,20	7,30	0,37	1,07	2,15	1,65	4,85	9,70	96,00
	2.0+2.0+2.0	1,73	1,73	1,73	1,80	5,20	7,00	0,37	1,07	2,22	1,65	4,85	10,05	96,00
2.0+2.0+2.5	1,60	1,60	2,00	1,80	5,20	7,00	0,37	1,06	2,21	1,65	4,81	10,00	96,00	
2.0+2.0+3.5	1,39	1,39	2,43	1,90	5,20	7,20	0,39	1,05	2,17	1,75	4,76	9,80	96,00	
2.0+2.0+4.2	1,27	1,27	2,66	1,90	5,20	7,20	0,39	1,04	2,15	1,75	4,72	9,70	96,00	
2.0+2.0+5.0	1,16	1,16	2,89	2,00	5,20	7,30	0,37	1,03	2,19	1,65	4,67	9,91	96,00	
2.0+2.5+2.5	1,49	1,86	1,86	1,80	5,20	7,10	0,39	1,05	2,12	1,75	4,76	9,60	96,00	
2.0+2.5+3.5	1,30	1,63	2,28	1,90	5,20	7,20	0,39	1,04	2,15	1,75	4,72	9,70	96,00	
2.0+2.5+4.2	1,20	1,49	2,51	1,90	5,20	7,20	0,39	1,04	2,14	1,75	4,72	9,65	96,00	
2.0+3.5+3.5	1,16	2,02	2,02	1,90	5,20	7,30	0,39	1,04	2,15	1,75	4,72	9,70	96,00	
2.5+2.5+2.5	1,73	1,73	1,73	1,90	5,20	7,10	0,39	1,04	2,19	1,75	4,72	9,90	96,00	
2.5+2.5+3.5	1,53	1,53	2,14	1,90	5,20	7,20	0,39	1,04	2,16	1,75	4,72	9,75	96,00	

Notes

- The total capacity of each connected indoor unit is up to ·9.0·kW.
- The values above are for connecting with the following indoor unit types:
·1.5,2.0,2.5,3.5,4.2,5.0· kW class
Wall-mounted ·CTXM-M, CTXM-N, CTXM-R, FTXM-M, FTXM-N, FTXM-R· series
- Cooling capacity conditions
Indoor temperature ·27·°C DB / ·19·°C WB
Outdoor temperature ·35·°C DB
- For additional information on the connection of the DHW generator for Multi and the Hybrid for Multi, see ·3D106169·.

3D105371B

4 Combination table

4 - 1 Combination Table

4

3MXM52N8 Heating (50Hz 230V)

Outdoor unit	Indoor unit	Heating capacity [kW]			Total capacity [kW]			Power input [kW]			Total current [A]			Power factor [%]
		Room ·A·	Room ·B·	Room ·C·	Minimum	Nominal	Maximum	Minimum	Nominal	Maximum	Minimum	Nominal	Maximum	
	1,5	2,30	---	---	1,10	2,30	3,40	0,30	0,57	1,09	1,34	2,55	4,94	96
	2,0	2,70	---	---	1,10	2,70	3,80	0,30	0,76	1,27	1,34	3,40	5,75	96
	2,5	3,40	---	---	1,10	3,40	4,20	0,30	1,01	1,36	1,34	4,54	6,16	96
	3,5	4,20	---	---	1,10	4,20	4,80	0,30	1,42	1,74	1,34	6,39	7,88	96
	4,2	4,80	---	---	1,10	4,80	5,60	0,30	1,62	2,03	1,34	7,32	9,18	96
	5,0	---	5,80	---	1,10	5,80	6,80	0,30	2,17	2,58	1,34	9,80	11,68	96
	1.5+1.5	1,80	1,80	---	1,20	3,60	5,80	0,32	0,67	1,62	1,44	3,04	7,34	96
	1.5+2.0	1,71	2,29	---	1,20	4,00	5,80	0,32	0,77	1,60	1,44	3,49	7,25	96
	1.5+2.5	1,69	2,81	---	1,20	4,50	6,90	0,32	0,91	2,06	1,44	4,13	9,33	96
	1.5+3.5	1,65	3,85	---	1,20	5,50	7,00	0,32	1,22	2,25	1,44	5,53	10,19	96
	1.5+4.2	1,58	4,42	---	1,20	6,00	7,00	0,32	1,42	2,23	1,44	6,44	10,10	96
	1.5+5.0	1,57	5,23	---	1,30	6,80	7,20	0,32	1,58	2,30	1,44	7,16	10,42	96
	2.0+2.0	3,40	3,40	---	1,20	6,80	7,00	0,32	1,59	2,26	1,44	7,21	10,24	96
	2.0+2.5	3,02	3,78	---	1,20	6,80	7,00	0,32	1,58	2,25	1,44	7,16	10,19	96
	2.0+3.5	2,47	4,33	---	1,20	6,80	7,10	0,32	1,57	2,26	1,44	7,12	10,24	96
	2.0+4.2	2,19	4,61	---	1,20	6,80	7,10	0,32	1,56	2,24	1,44	7,07	10,14	96
	2.0+5.0	1,94	4,86	---	1,40	6,80	7,20	0,32	1,53	2,28	1,44	6,93	10,32	96
	2.5+2.5	3,40	3,40	---	1,20	6,80	7,00	0,32	1,53	2,23	1,44	6,93	10,10	96
	2.5+3.5	2,83	3,97	---	1,30	6,80	7,20	0,32	1,53	2,35	1,44	6,93	10,64	96
	2.5+4.2	2,54	4,26	---	1,30	6,80	7,20	0,32	1,52	2,33	1,44	6,89	10,55	96
	2.5+5.0	2,27	4,53	---	1,40	6,80	7,40	0,32	1,50	2,33	1,44	6,80	10,52	96
	3.5+3.5	3,40	3,40	---	1,40	6,80	7,30	0,32	1,52	2,38	1,44	6,89	10,78	96
	3.5+4.2	3,09	3,71	---	1,40	6,80	7,30	0,32	1,51	2,36	1,44	6,84	10,69	96
	3.5+5.0	2,80	4,00	---	1,45	6,80	7,50	0,32	1,50	2,30	1,44	6,80	10,42	96
3MXM52M2V1B	4.2+4.2	3,40	3,40	---	1,40	6,80	7,30	0,32	1,50	2,35	1,44	6,80	10,62	96
3MXM52N2V1B	1.5+1.5+1.5	2,27	2,27	2,27	1,30	6,80	8,00	0,32	1,40	2,12	1,44	6,35	9,60	96
3MXM52N2V1B9	1.5+1.5+2.0	2,04	2,04	2,72	1,30	6,80	8,00	0,32	1,40	2,10	1,44	6,35	9,51	96
3MXM52N2V1B8	1.5+1.5+2.5	1,85	1,85	3,09	1,30	6,80	8,00	0,32	1,39	2,08	1,44	6,30	9,42	96
	1.5+1.5+3.5	1,57	1,57	3,66	1,40	6,80	8,10	0,32	1,38	2,13	1,44	6,25	9,65	96
	1.5+1.5+4.2	1,42	1,42	3,97	1,40	6,80	8,10	0,32	1,38	2,11	1,44	6,25	9,56	96
	1.5+1.5+5.0	1,28	1,28	4,25	1,60	6,80	8,30	0,32	1,32	2,09	1,44	5,98	9,47	96
	1.5+2.0+2.0	1,85	2,47	2,47	1,30	6,80	8,00	0,32	1,39	2,14	1,44	6,30	9,69	96
	1.5+2.0+2.5	1,70	2,27	2,83	1,30	6,80	8,00	0,32	1,38	2,12	1,44	6,25	9,60	96
	1.5+2.0+3.5	1,46	1,94	3,40	1,40	6,80	8,10	0,32	1,37	2,16	1,44	6,21	9,78	96
	1.5+2.0+4.2	1,32	1,77	3,71	1,40	6,80	8,10	0,32	1,36	2,14	1,44	6,16	9,69	96
	1.5+2.0+5.0	1,20	1,60	4,00	1,60	6,80	8,30	0,32	1,31	2,07	1,44	5,94	9,38	96
	1.5+2.5+2.5	1,57	2,62	2,62	1,30	6,80	8,00	0,32	1,38	2,12	1,44	6,25	9,60	96
	1.5+2.5+3.5	1,36	2,27	3,17	1,40	6,80	8,10	0,32	1,37	2,13	1,44	6,21	9,65	96
	1.5+2.5+4.2	1,24	2,07	3,48	1,40	6,80	8,10	0,32	1,36	2,11	1,44	6,16	9,56	96
	1.5+2.5+5.0	1,13	1,89	3,78	1,60	6,80	8,30	0,32	1,30	2,09	1,44	5,89	9,47	96
	1.5+3.5+3.5	1,20	2,80	2,80	1,30	6,80	8,20	0,32	1,36	2,14	1,44	6,16	9,69	96
	2.0+2.0+2.0	2,27	2,27	2,27	1,30	6,80	8,00	0,32	1,39	2,13	1,44	6,30	9,65	96
	2.0+2.0+2.5	2,09	2,09	2,62	1,30	6,80	8,00	0,32	1,38	2,11	1,44	6,25	9,56	96
	2.0+2.0+3.5	1,81	1,81	3,17	1,40	6,80	8,10	0,32	1,37	2,12	1,44	6,21	9,60	96
	2.0+2.0+4.2	1,66	1,66	3,48	1,40	6,80	8,10	0,32	1,36	2,10	1,44	6,16	9,51	96
	2.0+2.0+5.0	1,51	1,51	3,78	1,60	6,80	8,30	0,32	1,29	2,08	1,44	5,85	9,42	96
	2.0+2.5+2.5	1,94	2,43	2,43	1,30	6,80	8,00	0,32	1,37	2,09	1,44	6,21	9,47	96
	2.0+2.5+3.5	1,70	2,13	2,98	1,50	6,80	8,10	0,32	1,36	2,11	1,44	6,16	9,56	96
	2.0+2.5+4.2	1,56	1,95	3,28	1,50	6,80	8,10	0,32	1,35	2,11	1,44	6,12	9,56	96
	2.0+3.5+3.5	1,51	2,64	2,64	1,50	6,80	8,20	0,32	1,35	2,15	1,44	6,12	9,74	96
	2.5+2.5+2.5	2,27	2,27	2,27	1,40	6,80	8,00	0,32	1,36	2,07	1,44	6,16	9,38	96
	2.5+2.5+3.5	2,00	2,00	2,80	1,50	6,80	8,10	0,32	1,35	2,09	1,44	6,12	9,47	96

Notes

- The total capacity of each connected indoor unit is up to ·9.0·kW.
- The values above are for connecting with the following indoor unit types:
·1.5, 2.0, 2.5, 3.5, 4.2, 5.0· kW class
Wall-mounted ·CTXM-M, CTXM-N, CTXM-R, FTXM-M, FTXM-N, FTXM-R· series
- Heating capacity conditions
Indoor temperature ·20·°C DB
Outdoor temperature ·7·°C DB / ·6·°C WB
- Cooling capacity conditions
Indoor temperature ·27·°C DB / ·19·°C WB
Outdoor temperature ·35·°C DB
- For additional information on the connection of the DHW generator for Multi and the Hybrid for Multi, see ·3D106169·.

3D105372E

4 Combination table

4 - 1 Combination Table

3MXM-N8

In the combination table, the DHW generator for Multi or Hybrid for Multi is indicated by a capacity index.

For the DHW generator for Multi, the capacity index is "·2.0·". For the Hybrid for Multi, the applicable capacity index (·Note 7·) is indicated on the applicable 'Technical specifications' datasheet.

If the DHW generator for Multi or Hybrid for Multi is present in the system, then only combinations that contain their respective capacity index are allowed combinations. Disregard all other combinations.

Example – DHW generator for Multi

Example: allowed combinations – with DHW generator for Multi	
2.0 + 2.5 + 2.5	DHW generator for Multi + ·2.5· kW class indoor unit + ·2.5· kW class indoor unit
1.5+ 1.5 + 2.0	·1.5· kW class indoor unit + ·1.5· kW class indoor unit + DHW generator for Multi
2.0 + 2.0	·2.0· kW class indoor unit + DHW generator for Multi
...	...

Example – Hybrid for Multi

Example: allowed combinations – with Hybrid for Multi	
1.5+1.5+5.0	·1.5· kW class indoor unit + ·1.5· kW class indoor unit + ·5.0· kW class Hybrid for Multi
2.0+5.0	·2.0· kW class indoor unit + ·5.0· kW class Hybrid for Multi
1.5+1.5+7.1	·1.5· kW class indoor unit + ·1.5· kW class indoor unit + ·7.1· kW class Hybrid for Multi
...	...

To determine the cooling capacity of the system, only take into account the capacity class of the air conditioner indoor units. Ignore the capacity index of the Hybrid for Multi.

To determine the heating/cooling capacity of the system, only take into account the capacity class of the air conditioner indoor units. Ignore the capacity index of the DHW generator for Multi.

Combination of Hybrid for Multi and air conditioner indoor units

If the air conditioning indoor units are of the cooling-only type (and heating is provided by the Hybrid for Multi only), then the heating capacity equals the Hybrid for Multi capacity index.

If the Hybrid for Multi and the air conditioner indoor units both provide heating, then calculate the heating capacity by making the sum of the Hybrid for Multi capacity index and the capacity classes of the air conditioner indoor units.

Caution: Failure to include the capacity classes of the air conditioner indoor units in the calculation will result in capacity shortage, and may result in cold draft issues and/or a shortage of refrigerant in the system.

Example

·1.5· kW class indoor unit + ·1.5· kW class indoor unit + DHW generator for Multi = 1.5 + 1.5 + 2.0
 Heating/cooling capacity (Note ·1·) = 1.5 + 1.5

Combination table

OUTDOOR UNIT	INDOOR UNIT	COOLING CAPACITY (kW)			TOTAL CAPACITY (kW)			POWER INPUT COOLING (kW)			TOTAL CURRENT (A)			POWER FACTOR (%)
		A ROOM	B ROOM	C ROOM	Min.	Nom.	Max.	Min.	Nom.	Max.	Min.	Nom.	Max.	
3MXM-N8*	1.50	1.50	---	---	1.40	1.50	2.20	0.32	0.35	0.46	1.52	1.63	2.2	91
	2.00	2.00	---	---	1.40	2.00	2.90	0.32	0.48	0.71	1.52	2.28	3.4	91
	2.50	2.50	---	---	1.40	2.50	3.10	0.32	0.64	0.82	1.52	3.05	3.9	91
	3.50	3.50	---	---	1.40	3.50	4.10	0.32	0.98	1.19	1.52	4.68	5.7	91
	1.5+1.5	1.50	1.50	---	1.60	3.00	4.20	0.34	0.59	1.14	1.63	2.82	5.44	91
	1.5+2.0	1.50	2.00	---	1.60	3.50	4.20	0.34	0.71	1.12	1.63	3.40	5.33	91
	1.5+2.5	1.50	2.50	---	1.60	4.00	4.20	0.34	0.98	1.10	1.63	4.11	5.33	91
	1.5+3.5	1.20	2.80	---	1.60	4.00	4.20	0.34	0.85	1.08	1.63	4.07	5.33	91
	2.0+2.0	2.00	2.00	---	1.60	4.00	4.50	0.34	0.84	1.09	1.63	4.02	5.22	91
	2.0+2.5	1.78	2.22	---	1.60	4.00	4.50	0.34	0.83	1.07	1.63	3.97	5.22	91
	2.0+3.5	1.45	2.55	---	1.60	4.00	4.50	0.34	0.83	1.03	1.63	3.97	5.22	91
	2.5+2.5	2.00	2.00	---	1.60	4.00	4.50	0.34	0.83	1.05	1.63	3.97	5.22	91
	2.5+3.5	1.67	2.33	---	1.60	4.00	4.50	0.34	0.82	1.01	1.63	3.92	5.22	91
	3.5+3.5	2.00	2.00	---	1.60	4.00	4.50	0.34	0.82	0.99	1.63	3.92	5.11	91
	1.5+1.5+1.5	1.33	1.33	1.33	1.70	4.00	4.60	0.36	0.78	0.98	1.74	3.75	4.68	91
	1.5+1.5+2.0	1.20	1.20	1.60	1.70	4.00	4.60	0.36	0.77	0.96	1.74	3.68	4.68	91
	1.5+1.5+2.5	1.09	1.09	1.82	1.70	4.00	4.60	0.36	0.77	0.94	1.74	3.68	4.68	91
	1.5+1.5+3.5	0.92	0.92	2.15	1.70	4.00	4.60	0.36	0.76	0.90	1.74	3.64	4.68	91
	1.5+2.0+2.0	1.09	1.45	1.45	1.70	4.00	4.60	0.36	0.77	0.92	1.74	3.68	4.68	91
	1.5+2.0+2.5	1.00	1.33	1.67	1.70	4.00	4.60	0.36	0.76	0.91	1.74	3.64	4.68	91
1.5+2.0+3.5	0.86	1.14	2.00	1.70	4.00	4.60	0.36	0.76	0.89	1.74	3.64	4.68	91	
1.5+2.5+2.5	0.92	1.54	1.54	1.70	4.00	4.60	0.36	0.76	0.87	1.74	3.64	4.68	91	
2.0+2.0+2.0	1.33	1.33	1.33	1.70	4.00	4.60	0.36	0.76	0.85	1.74	3.64	4.68	91	
2.0+2.0+2.5	1.23	1.23	1.54	1.70	4.00	4.60	0.36	0.76	0.83	1.74	3.64	4.68	91	
2.0+2.5+2.5	1.14	1.43	1.43	1.70	4.00	4.60	0.36	0.75	0.81	1.74	3.59	4.68	91	

Notes

- The heating capacity data are ONLY valid for heating operation by the air conditioner indoor units when there is NO domestic hot water operation by the DHW generator for Multi.
- The DHW generator for Multi and Hybrid for Multi cannot be used as standalone units.
- The system can only contain either the DHW generator for Multi or the Hybrid for Multi.
- The system can only contain one DHW generator for Multi or Hybrid for Multi.
- The Hybrid for Multi can only be combined with ·3MXM52/68N2V1B, 4MXM68/80N2V1B, 5MXM90N2V1B· outdoor units.
- The purpose of Hybrid for Multi in combination with Multi Outdoor unit is for Heating only (space heating and DHW (by boiler only)). The target use of the air conditioner indoor unit in such a system is for cooling only.
 A combination of Hybrid and Air conditioner indoor unit, both in heating operation, is NOT the main objective of such a system.
 Hence, the heating comfort or continuous operation of the air conditioner indoor unit cannot be guaranteed over the complete operation range.
- In case of Hybrid for Multi, capacity index ·5· corresponds to the ·CHYHBH05· indoor unit.
 In case of Hybrid for Multi, capacity index ·7.1· corresponds to the ·CHYHBH08· indoor unit.

Example

·1.5· kW class indoor unit + ·1.5· kW class indoor unit + DHW generator for Multi

In case of cooling-only air conditioner indoor units

Operating state	System Capacity
Heating mode	·5.0· kW class Hybrid for Multi
Cooling mode	·2.5· kW class indoor unit + ·3.5· kW class indoor unit

Performance characteristics

①	②	Indoor air temperature [°C WB]											
		14°C		16°C		18°C		19°C		22°C		24°C	
		TC	PI	TC	PI	TC	PI	TC	PI	TC	PI	TC	PI
1.5+1.5	22.0	3.50	0.50	4.51	0.83	4.78	0.86	4.92	0.88	5.33	0.92	5.61	0.95
	25.0	3.50	0.60	4.34	0.89	4.62	0.92	4.76	0.93	5.17	0.98	5.44	1.01
	32.0	3.50	0.90	3.95	1.03	4.23	1.06	4.37	1.08	4.78	1.12	5.05	1.15
	35.0	3.50	1.06	3.79	1.10	4.06	1.13	4.20	1.14	4.61	1.19	4.89	1.22
	40.0	3.24	1.18	3.51	1.21	3.79	1.24	3.92	1.26	4.33	1.31	4.61	1.34
	43.0	3.07	1.26	3.34	1.29	3.62	1.32	3.76	1.33	4.17	1.38	4.44	1.41
46.0	2.87	1.30	3.10	1.30	3.34	1.30	3.45	1.30	3.79	1.30	4.00	1.30	

5 Capacity tables

5 - 1 Capacity Table Legend

5

In order to fulfill more your requirements on quick access of data in the format you require, we have developed a tool to consult capacity tables.

Below you can find the link to the capacity table database and an overview of all the tools we have to help you select the correct product:

- **Capacity table database:** lets you find back and export quickly the capacity information you are looking for based upon unit model, refrigerant temperature and connection ratio.
- You can access the capacity table viewer here:
https://my.daikin.eu/content/denv/en_US/home/applications/software-finder/capacity-table-viewer.html



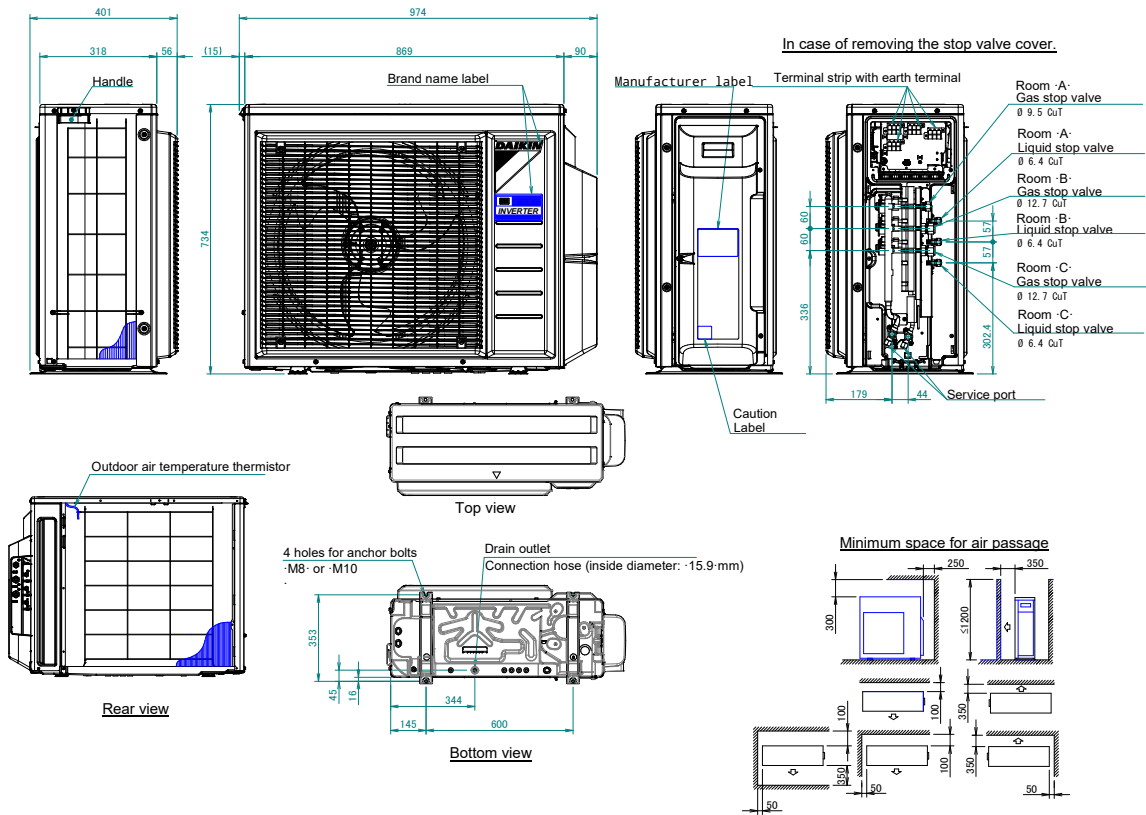
- An overview of **all software tools** that we offer can be found here:
https://my.daikin.eu/denv/en_US/home/applications/software-finder.html



6 Dimensional drawings

6 - 1 Dimensional Drawings

3MXM-N8

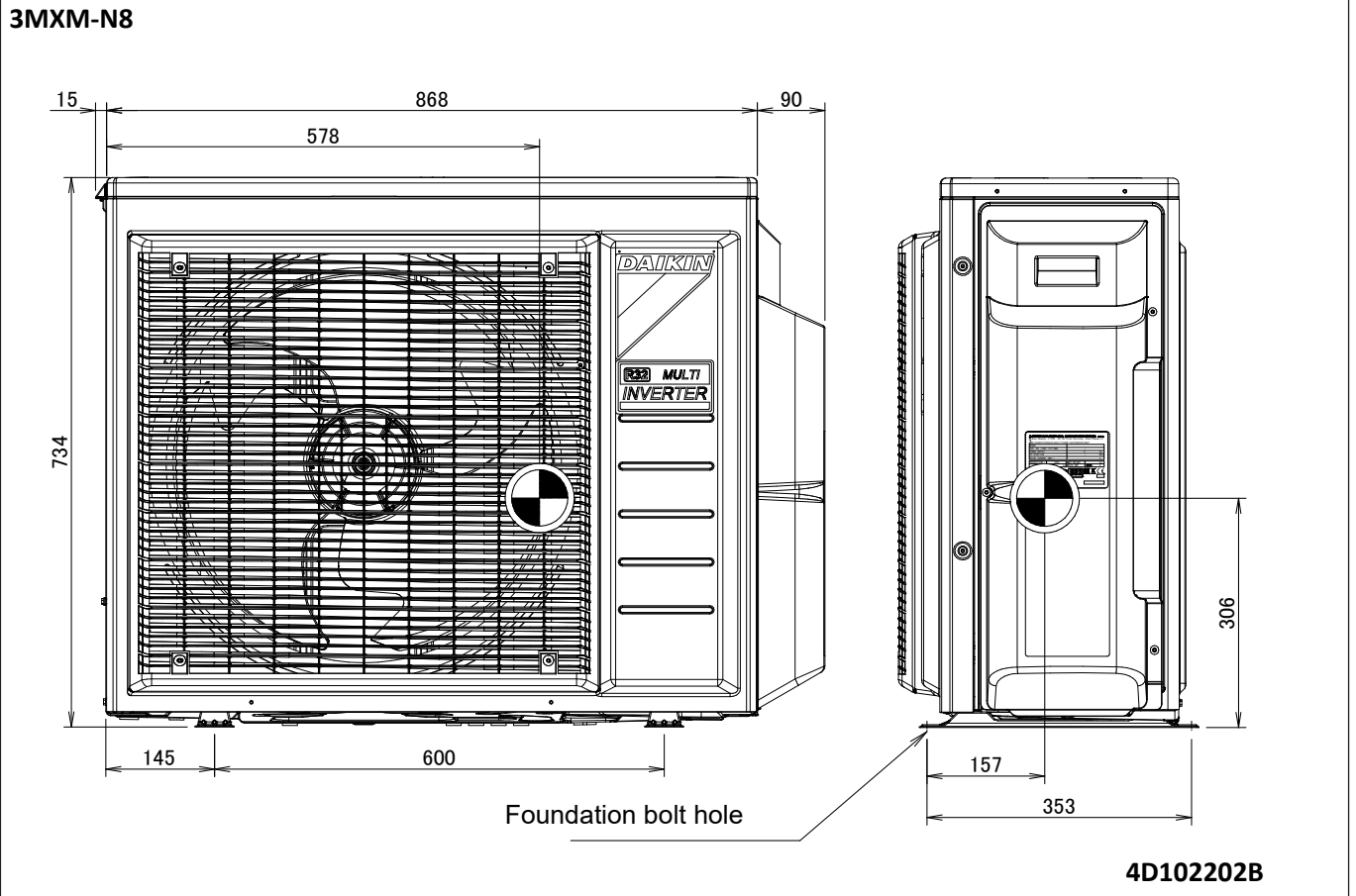


3D131948

7 Centre of gravity

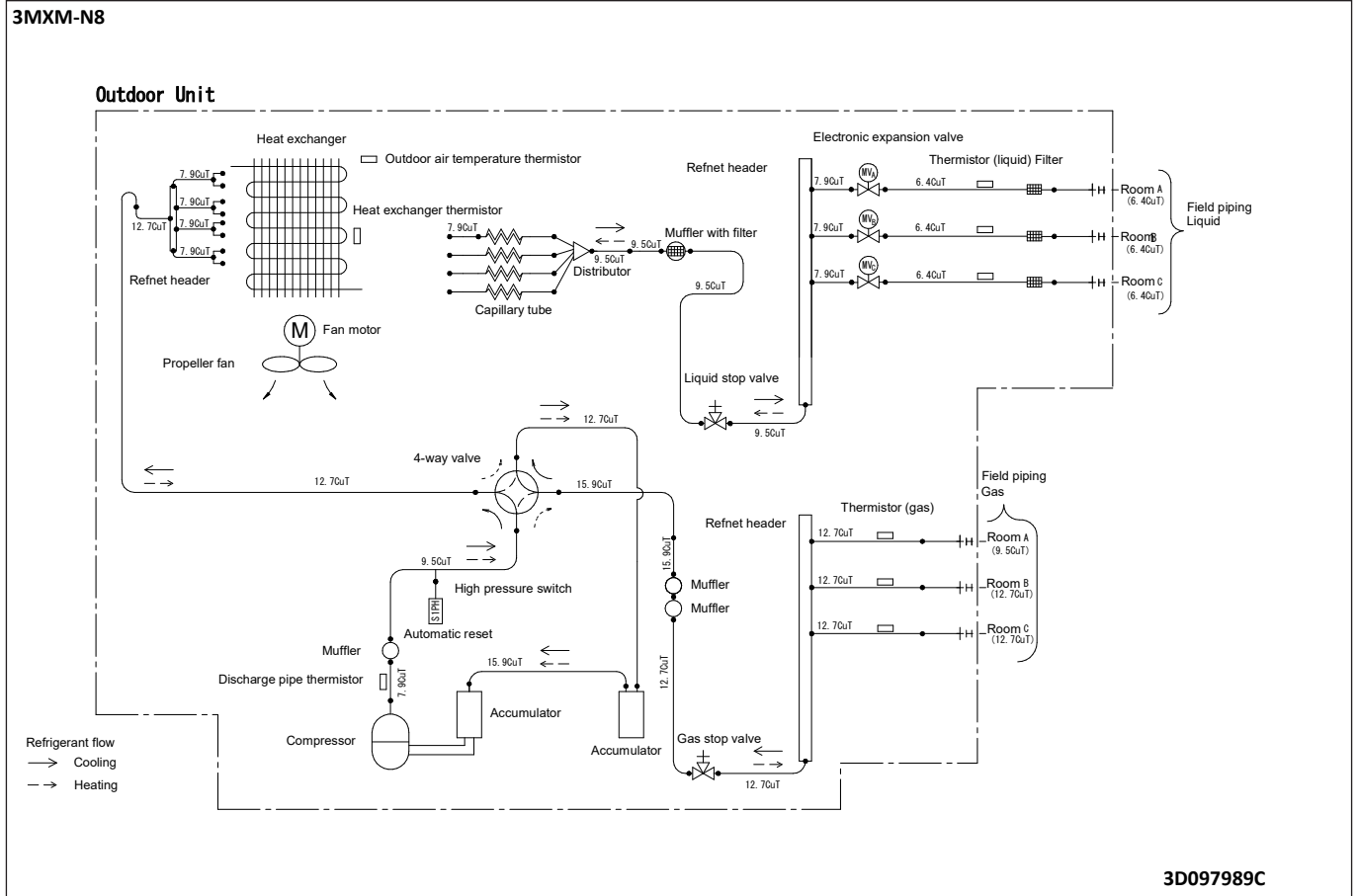
7 - 1 Centre of Gravity

7



8 Piping diagrams

8 - 1 Piping Diagrams

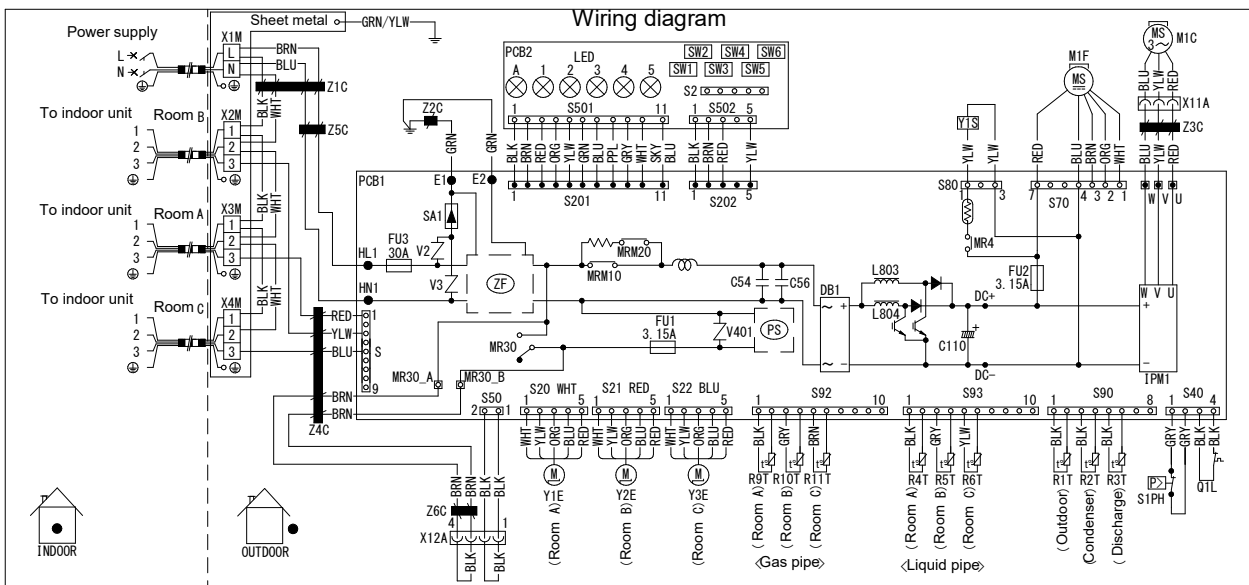


9 Wiring diagrams

9 - 1 Wiring Diagrams - Single Phase

9

3MXM-N8



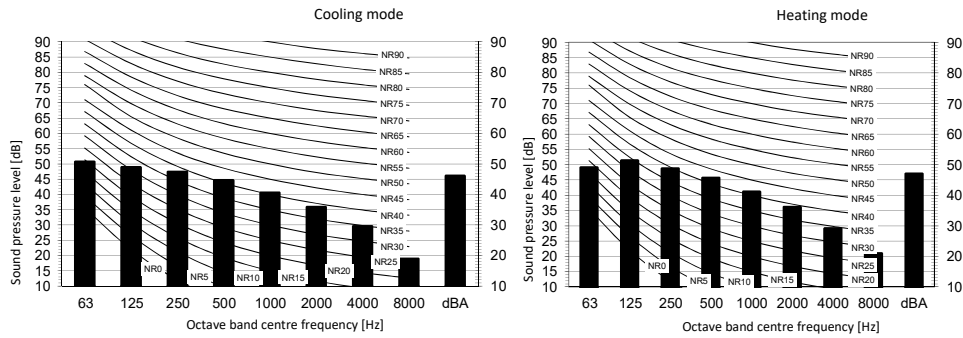
C110, C54, C56	Capacitor	PS	Switching power supply	ZF	Noise filter	
DB1	Diode bridge	Q1L	Overload protector	S, S2-S502	Connector	
FU1, FU2, FU3	Fuse	R1T-R11T	Thermistor	U, V, W	Connector	
IPM1	Intelligent power module	SA1	Surge arrester	X11A, X12A, MR30, A, MR30, B	Connector	
L803, L804	Reactor	S1PH	High pressure switch	□	Field wiring	
LED1-5, LEDA	Light-emitting diode	SW1-SW6	Switch	□	Screw terminal	
M1C	Compressor motor	V2, V3, V401	Varistor	⊗	Connector	
M1F	Fan motor	X1M-X4M	Terminal strip with earth terminal	BLK: black	GRY: grey	SKY BLU: sky blue
MRM10, MRM20	Magnetic relay	Y1E-Y3E	Electronic expansion valve coil	BLU: blue	ORG: orange	WHT: white
MR4, MR30	Magnetic relay	Y1S	Reversing solenoid valve coil	BRN: brown	PPL: purple	YLW: yellow
PCB1, PCB2	Printed circuit board	Z1C-Z6C	Ferrite core	GRN: green	RED: red	3D106247-1B

3D106247B

10 Sound data

10 - 1 Sound Pressure Spectrum

3MXM-N8



Legend

dBA = A-weighted sound pressure level (A scale according to IEC).

A Scale

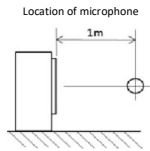
Cooling Total dB

Heating Total dB

B Fan speed: High

A	B
dBA	46

A	B
dBA	47



Notes

1. Operating conditions: power source 220-240 V/220 V 50/60 Hz; JIS standard
2. Background noise already taken into account.
3. Operating noise varies depending on operation and ambient conditions.
4. The operation noise measuring method is in accordance with JISC9612.
5. Measuring location: anechoic chamber
6. The values above are for connecting with the following indoor unit types:
1.5, 2.0, 2.5, 3.5, kW Class

3D106222B

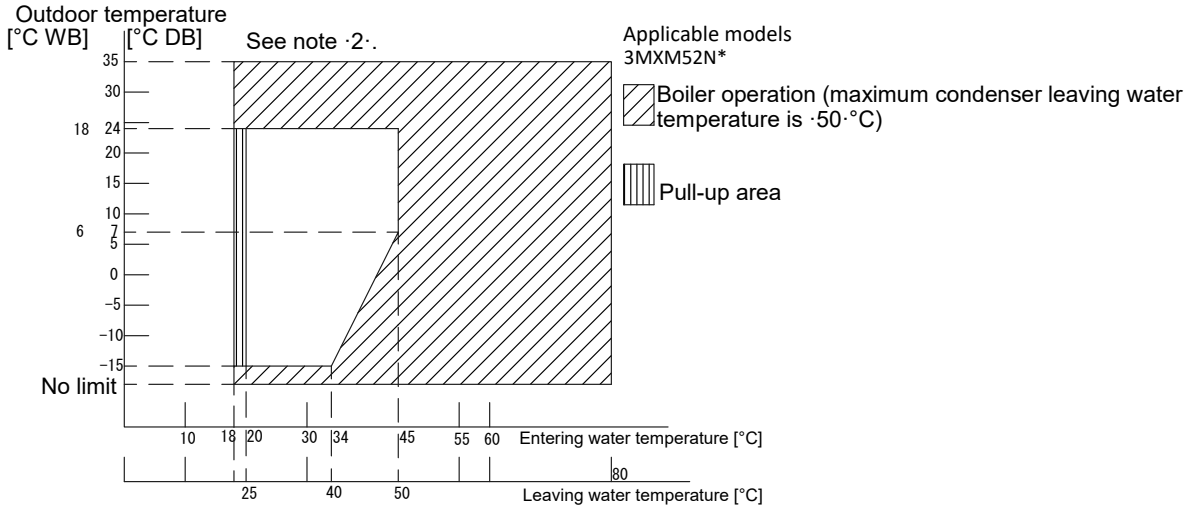
11 Operation range

11 - 1 Operation Range

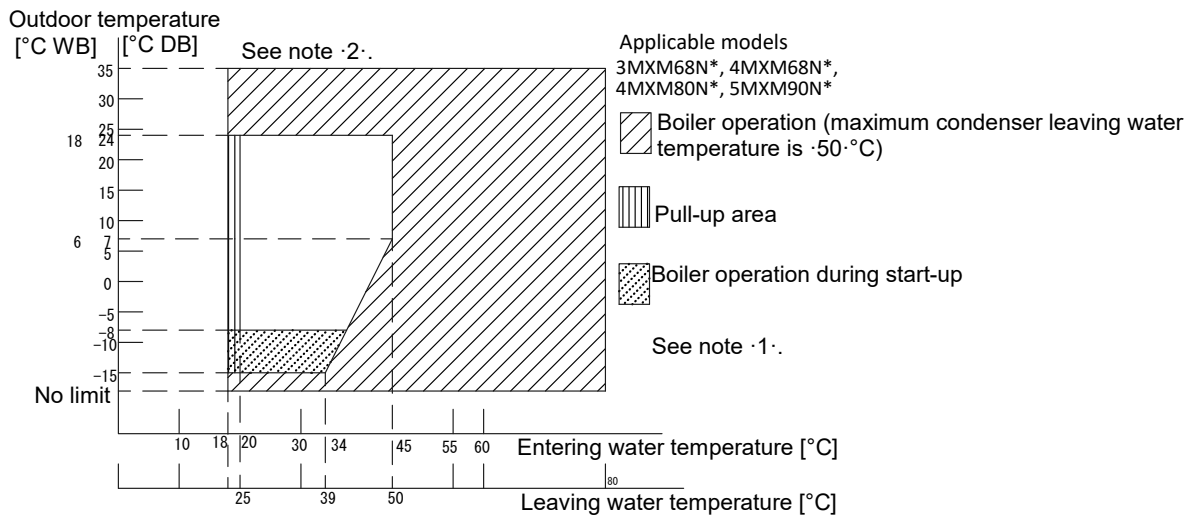
11

3MXM52N8

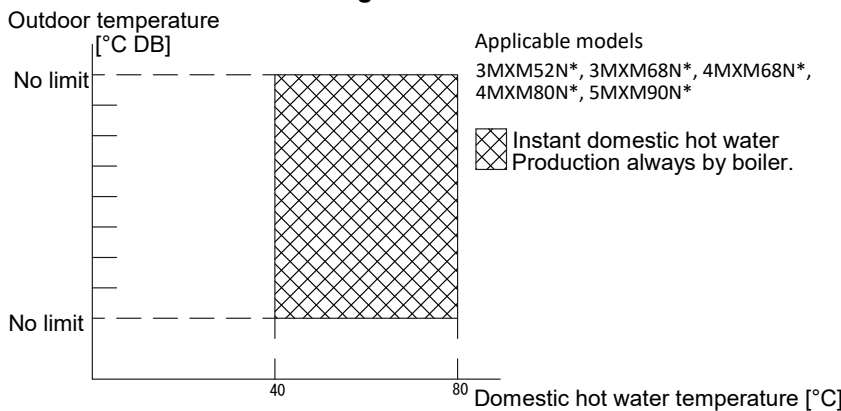
Hybrid unit operation only



Hybrid unit operation only



Domestic hot water heating mode



Notes

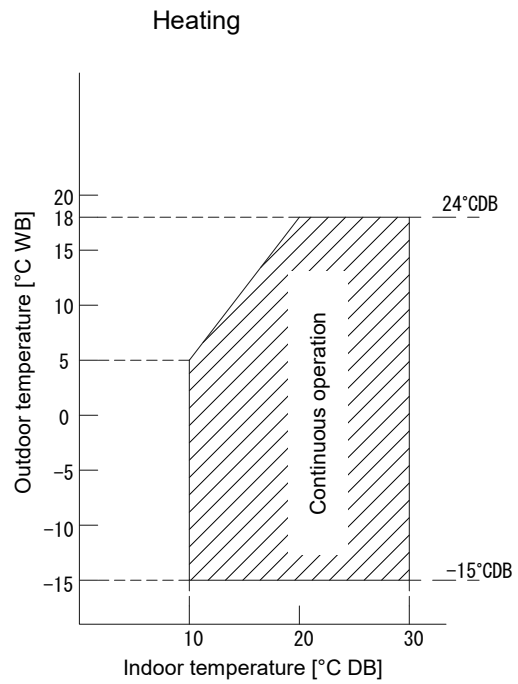
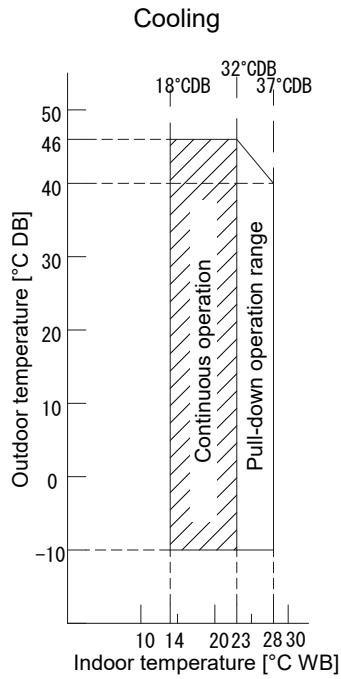
- When the heat pump is operating and the ambient temperature drops below ·-8·°C, then the heat pump will keep operating.
- The purpose of Hybrid for Multi in combination with Multi Outdoor unit is for Heating only (space heating and DHW (by boiler only)). The target use of the air conditioner indoor unit in such a system is for cooling only.
A combination of Hybrid and Air conditioner indoor unit, both in heating operation, is NOT the main objective of such a system.
Hence, the heating comfort or continuous operation of the air conditioner indoor unit cannot be guaranteed over the complete operation range.

3D109333

11 Operation range

11 - 1 Operation Range

3MXM-N8




Notes

- 1. The graph is based on the following conditions.
 Corresponding refrigerant piping length: 5 m
 Level difference: 0 m
 Air flow rate High

3D101376D

Daikin Europe N.V. Naamloze Vennootschap · Zandvoordestraat 300 · 8400 Oostende · Belgium · www.daikin.eu · BE 0412 120 336 · RPR Oostende (Responsible Editor)



EEDEN20

12/2020



Daikin Europe N.V. participates in the Eurovent Certified Performance programme for Fan Coil Units and Variable Refrigerant Flow systems. Check ongoing validity of certificate: www.eurovent-certification.com

The present publication is drawn up by way of information only and does not constitute an offer binding upon Daikin Europe N.V. / Daikin Central Europe HandelsGmbH. Daikin Europe N.V. / Daikin Central Europe HandelsGmbH have compiled the content of this publication to the best of their knowledge. No express or implied warranty is given for the completeness, accuracy, reliability or fitness for particular purpose of its content and the products and services presented therein. Specifications are subject to change without prior notice. Daikin Europe N.V. / Daikin Central Europe HandelsGmbH explicitly rejects any liability for any direct or indirect damage, in the broadest sense, arising from or related to the use and/or interpretation of this publication. All content is copyrighted by Daikin Europe N.V.